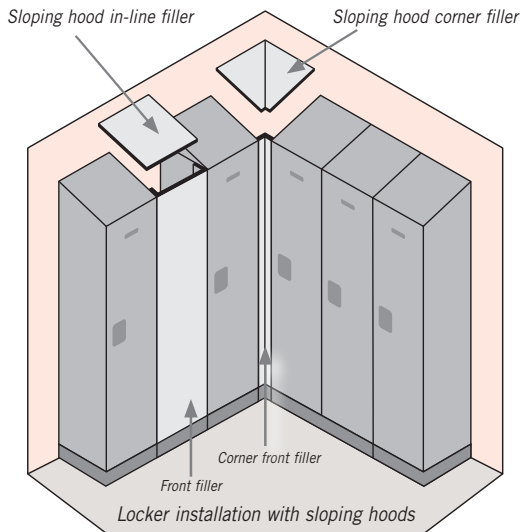
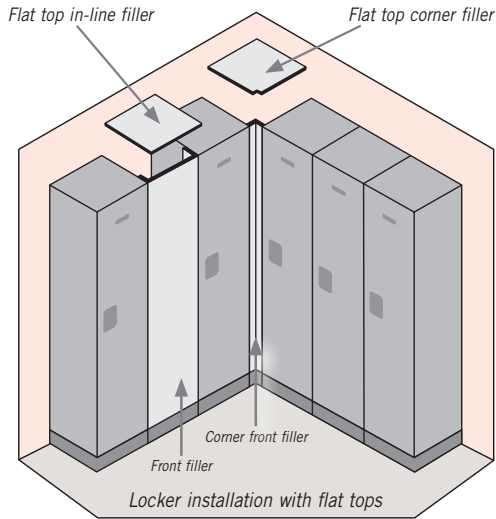


LOCKER FILLERS

Salsbury locker fillers are an ideal option for locker installations that encounter obstructions such as pipes, columns and other obstacles. Corner and in-line fillers overlay gaps between the existing locker tops and are easily attached providing a finished look to the locker installation. Vertical front fillers provide a professional appearance to the locker installation. Locker fillers can be easily field cut for custom installations.



TOP FILLERS - CORNER

MODEL	DESCRIPTION	WEIGHT	PRICE
33337 ¹	Flat top filler - corner - for 15" deep lockers	4 lbs.	\$50.00
33338 ¹	Flat top filler - corner - for 18" deep lockers	4 lbs.	\$60.00
33331 ¹	Flat top filler - corner - for 21" deep lockers	5 lbs.	\$70.00
22239 ¹	Flat top filler - corner - for 24" deep lockers	5 lbs.	\$70.00
33377 ¹	Sloping hood filler - corner - for 15" deep lockers	5 lbs.	\$60.00
33378 ¹	Sloping hood filler - corner - for 18" deep lockers	5 lbs.	\$70.00
33371 ¹	Sloping hood filler - corner - for 21" deep lockers	6 lbs.	\$80.00
22279 ¹	Sloping hood filler - corner - for 24" deep lockers	6 lbs.	\$80.00


TOP FILLERS - IN-LINE

MODEL	DESCRIPTION	WEIGHT	PRICE
33347 ¹	Flat top filler - in-line - 15" wide - for 15" deep lockers	3 lbs.	\$40.00
33348 ¹	Flat top filler - in-line - 15" wide - for 18" deep lockers	3 lbs.	\$50.00
33341 ¹	Flat top filler - in-line - 15" wide - for 21" deep lockers	4 lbs.	\$60.00
22249 ¹	Flat top filler - in-line - 15" wide - for 24" deep lockers	4 lbs.	\$60.00
33387 ¹	Sloping hood filler - in-line - 15" wide - for 15" deep lockers	4 lbs.	\$50.00
33388 ¹	Sloping hood filler - in-line - 15" wide - for 18" deep lockers	4 lbs.	\$60.00
33381 ¹	Sloping hood filler - in-line - 15" wide - for 21" deep lockers	5 lbs.	\$70.00
22289 ¹	Sloping hood filler - in-line - 15" wide - for 24" deep lockers	5 lbs.	\$70.00

FRONT FILLERS - VERTICAL

MODEL	DESCRIPTION	WEIGHT	PRICE
33369 ¹	Front filler - vertical - 9" wide - 72" high	10 lbs.	\$80.00
33367 ¹	Front filler - vertical - 15" wide - 72" high	15 lbs.	\$100.00
33364	Corner front filler - vertical - black - 72" high	5 lbs.	\$50.00

¹ Specify



DESIGNER LOCKER LOCKS / NUMBER PLATES

MODEL	DESCRIPTION	PRICE
33310	Built-in lock - combination style	\$15.00
33311	Master control key - for built-in combination lock #33310	\$10.00
33315	Built-in lock - key style with (2) keys	\$15.00
33315-ADA	ADA compliant lock - key style with (2) key and (2) ADA key heads	\$20.00
33316	Master control key - for built-in key lock #33315	\$10.00
33399	Key blanks - for #33315 built-in locks - box of (50)	\$35.00
33320	Padlock - combination style	\$10.00
33321	Master control key - for combination padlock #33320	\$10.00
33325	Padlock - key style with (2) keys	\$10.00
33329	Key blanks - for #33325 key padlocks - box of (50)	\$35.00
33390	Electronic lock - factory installed (specify: silver, black or gold finish)	\$65.00
33393	Custom lock installation - lock provided by owner	\$10.00
33395	Resettable combination lock (specify: silver or black finish)	\$30.00
33396	Master control key - for resettable combination lock #33395	\$10.00
33360	Custom engraved number plates - 2-1/4" W x 1-1/8" H	\$3.00



#33310



#33315



Sample recessed hasp with combination padlock (#33320) displayed



#33320



#33325



Sample electronic lock (#33390) in silver finish displayed



#33393

For single or multi-use applications.



#33395



Sample recessed hasp with resettable combination lock (#33395) in silver finish displayed