
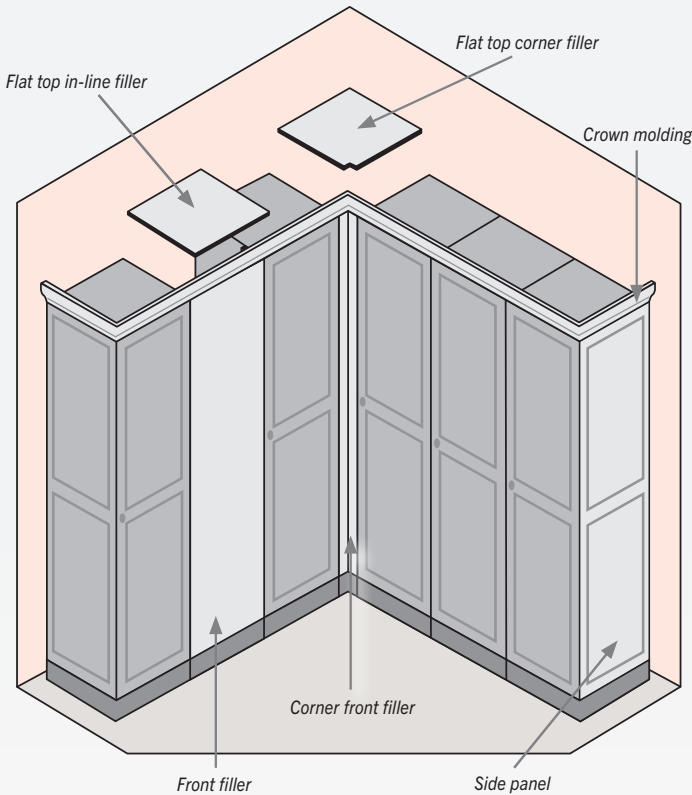


Solid Oak Locker Options & Locks

for lockers on pages 86-88



SIDE PANELS AND CROWN MOLDING

Side panels and crown molding easily attach to solid oak executive lockers and provide a finished look to an individual locker or a row of lockers.

SIDE PANELS

MODEL	DESCRIPTION	WEIGHT	PRICE
11133 ¹	Side panel - raised - solid oak - for 18" deep lockers	15 lbs.	\$390.00
11135 ¹	Side panel - raised - solid oak - for 21" deep lockers	20 lbs.	\$430.00
11137 ¹	Side panel - raised - solid oak - for 24" deep lockers	25 lbs.	\$470.00

CROWN MOLDING

MODEL	DESCRIPTION	WEIGHT	PRICE
11156 ¹	Crown molding: 72" W x 4" H Six (6) foot length with straight edges	15 lbs.	\$150.00

FILLERS

Fillers are an ideal option for locker installations that may encounter obstructions such as pipes, columns or other obstacles. Corner and in-line flat top fillers overlay gaps between the existing locker units and are easily attached providing a professional appearance to the locker installation. Locker fillers can be field cut for custom installations.

TOP FILLERS - IN-LINE

MODEL	DESCRIPTION	WEIGHT	PRICE
11148 ¹	Flat top filler - in-line - for 18" deep lockers	3 lbs.	\$80.00
11141 ¹	Flat top filler - in-line - for 21" deep lockers	4 lbs.	\$95.00
11144 ¹	Flat top filler - in-line - for 24" deep lockers	5 lbs.	\$110.00

TOP FILLERS - CORNER

MODEL	DESCRIPTION	WEIGHT	PRICE
11138 ¹	Flat top filler - corner - for 18" deep lockers	4 lbs.	\$95.00
11131 ¹	Flat top filler - corner - for 21" deep lockers	5 lbs.	\$110.00
11134 ¹	Flat top filler - corner - for 24" deep lockers	6 lbs.	\$125.00

FRONT FILLERS - VERTICAL

MODEL	DESCRIPTION	WEIGHT	PRICE
11169 ¹	Front filler - vertical - 9" wide - 72" high	10 lbs.	\$155.00
11165 ¹	Front filler - vertical - 15" wide - 72" high	15 lbs.	\$200.00
11167 ¹	Front filler - vertical - corner - 72" high	5 lbs.	\$120.00

ADDITIONAL COMPARTMENT SHELVES (not pictured)

MODEL	DESCRIPTION	WEIGHT	PRICE
11198 ¹	Compartment shelf - full depth - for 18" deep lockers	5 lbs.	\$35.00
11191 ¹	Compartment shelf - full depth - for 21" deep lockers	6 lbs.	\$45.00
11194 ¹	Compartment shelf - full depth - for 24" deep lockers	7 lbs.	\$55.00



For ADA Compliance Guidelines visit: www.lockers.com/ADA-Solid-Oak-Executive-Lockers

SOLID OAK EXECUTIVE WOOD LOCKER LOCKS & NAME / NUMBER PLATES

MODEL	DESCRIPTION	PRICE
11160	Name / number plate - 2-1/2"W X 7/8"H - gold finish - engraved	\$3.00
11115	Built-in cylinder lock - gold finish with (2) keys - replacement	\$15.00
11116	Master control key - for built-in cylinder lock #11115	\$10.00
11120	Combination padlock - includes a gold finish hasp	\$20.00
11121	Master control key - for combination padlock #11120	\$10.00
11125	Key padlock - includes a gold finish hasp	\$20.00
11129	Key blanks - for #11125 key padlocks - box of (50)	\$60.00
11123	Built-in hasp - gold finish - for user provided padlock	\$15.00
11117	Wire pull - gold finish	\$10.00
11118	Knob pull - gold finish	\$10.00
11119	Thumb latch - gold finish	\$15.00
11190	Electronic lock - factory installed (specify: silver or black finish)	\$75.00



#11160
Name / number plate



#11115
Built-in cylinder gold finish lock with (2) keys



#11120
Combination padlock with gold finish hasp



#11125
Key padlock with gold finish hasp



#11123
Built-in hasp with gold finish



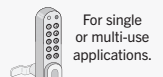
#11117
Wire pull - gold finish



#11118
Knob pull - gold finish



#11119
Thumb latch - gold finish



#11190
Electronic lock (silver or black finish)
For single or multi-use applications.